

evomove®



Joy of movement
every day

With functional
electrical stimulation



Discover the evomove®

- a versatile system for individual fitting options.

The aim of the evomove® is to provide customized care compared to conventional approaches.

Specially developed for patients with central nervous disorders, the evomove® offers an optimal solution for customized treatment of the lower extremity.

Our system is more than just an assistive device - it is created by you as a user and your orthopedic technician to get a customized fitting solution. With or without an orthosis, the functional electrical stimulation of the evomove® provides optimal support when walking.

As a manufacturer, we aim to make our products as user-friendly as possible without compromising on options and flexibility.

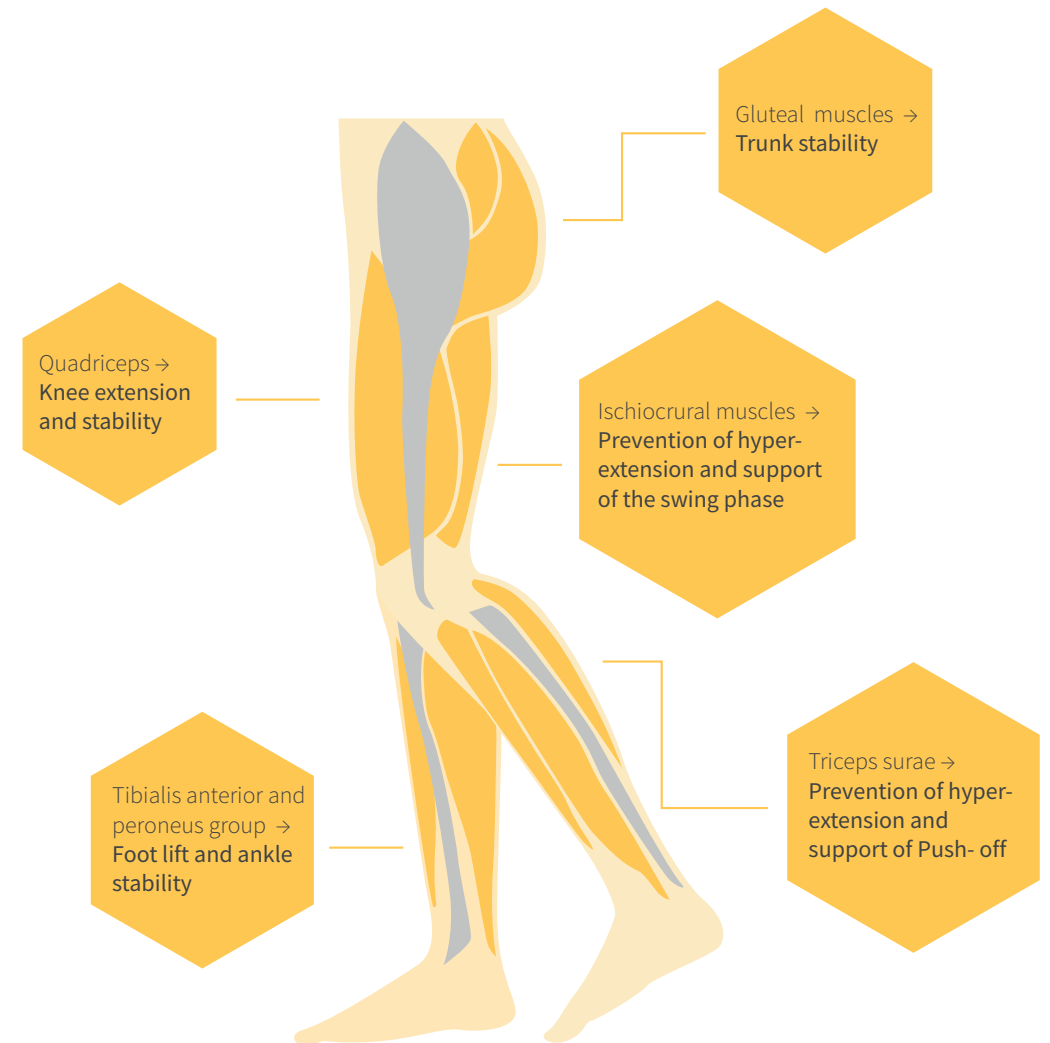
Our fair and transparent calculation guarantees a high supply-quality of our products. Regional production in Lüneburg enables us to guarantee adaptation to the needs of our users and offer comprehensive support throughout the entire supply period.

Basic idea of the evomove®

- | Functional activation of required muscles
- | Individual adaptation on patient needs
- | Automatic adjustment on gait and gait tempo
- | Individual supply
- | Walk better and more safely
- | Tonus Regulation
- | Reliable in everyday use

Gait physiological advantages

The evomove® can support the following 5 muscle groups and their corresponding function in the lower limb:





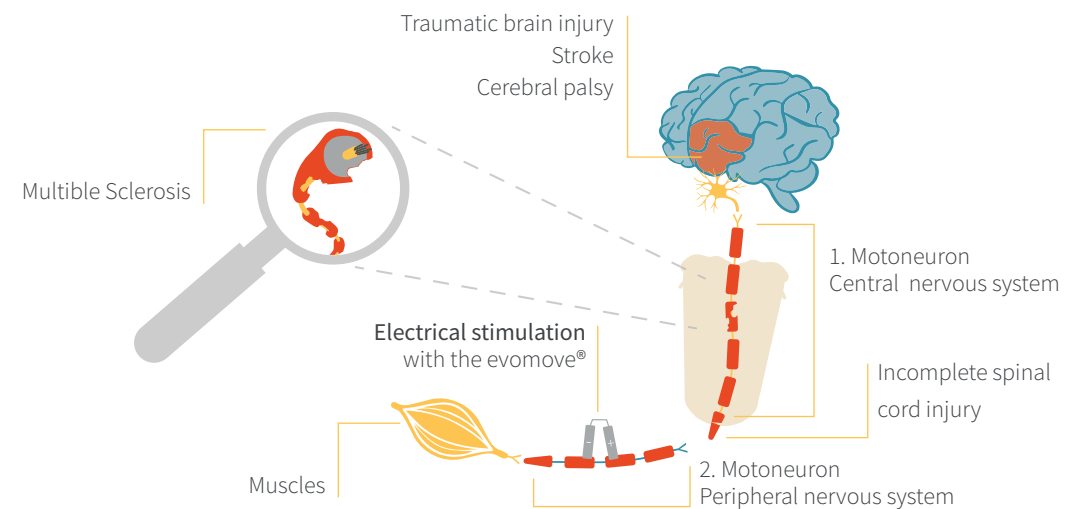
Functional electrical stimulation (FES)

Electrostimulation is generally understood as a stimulation of the human body by external electrical fields. It is described as functional if the contractions triggered by the stimulation are coordinated in such a way that they support a limited or missing function.

Source: Springer-Verlag GmbH Germany T. Schick (ed.) Functional electrical stimulation in Neuro-Rehabilitation 2021

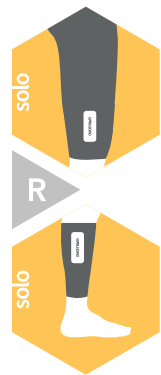
How the evomove® works

Why do we need functional electrical stimulation?



The impulses for activating the muscles are naturally generated in the motor cortex in the brain and transmitted via the 1st motor neuron. In the spinal cord, these are then switched to the so-called 2nd motor neuron, which then triggers the contraction. If the 1st motor neuron (brain/spinal cord) is damaged, the command of movement cannot be passed on. This missing function is replaced by the evomove®, by stimulating the intact motor nerve.

The basic precondition for us to be able to use electrostimulation is therefore that the 2nd motor neuron is at least partially intact and can be electrically stimulated. The task as a care provider is to adjust the electrical stimulation in such a way that patients are optimally supported.



The evomove® can be used as an addition to an orthosis or placed in a pocket on a cuff or shorts manufactured by us.

evomove® orthokit

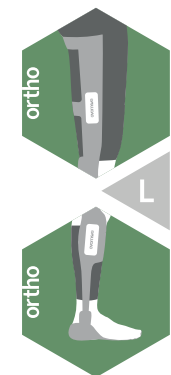
The evomove®orthokit combines the best of two technologies. The FES uses the body's own structures for stability, tension and dynamics and the orthosis ensures a stable stance and guidance of the leg.

Regardless of the type of orthosis (DAFO/AFO/KO/KAFO), the evomove® can be attached using a holder to complement the orthosis with electrostimulation.

evomove® solokit

The evomove®solokit is characterized by the pure use of FES without an orthosis.

Although the evomove® is **very light and compact**, it has a major effect on stability and tension in the leg. By the use of the body's own structures, the evomove® supports the patient in walking dynamically and stable.



The components

The heart of the system - the evomove® control unit

The evomove® control unit does everything from gait recognition using a 3D inertial sensor to **generating the electrical impulses**. An evomove® control unit can stimulate the muscles via two channels.



The evomove® app

Practical: The evomove® does not require any buttons or a remote control, but is conveniently controlled **via the evomove® app**. Up to four evomove® control units can be operated in the app. The evomove® app can be used on iOS and Android devices.



The evomove® cuff and shorts

The evomove® cuffs and shorts are **individually adapted** to the user. The electrodes are welded into the fabric and are therefore **always in the right place**.



Neuro-Orthetics

Neuro-Orthetics includes orthopedic diagnostics, functional analysis, treatment, prevention and rehabilitation of disorders of the musculoskeletal system in neuromotor disorders.

Are you interested?

We look forward to presenting the evomove® to you in person.

The evomove® on Instagram



For users

www.instagram.com/evomove_de



For partners

www.instagram.com/evomotion_gmbh

© Evomotion GmbH, Version 4.1.0

EvoMotion

evomove®

is a brand of Evomotion GmbH
Wallstraße 3 | Germany 21335 Lüneburg
www.evomotion.de